

CAMBODIA'S Macroeconomic Situation

(Projection based on mid-year assessment by June 2020)

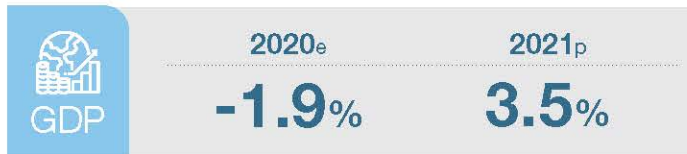
• Summary • Industry Sector • Service Sector



Kingdom of Cambodia
Ministry of Foreign Affairs
and International Cooperation

Economic Diplomacy
Coordinating Group

Summary



GDP and Sectoral Growth 2017-2021 (%)

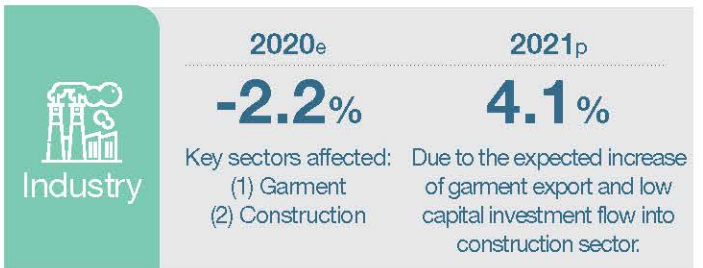
Sector	2017	2018	2019	2020 _e	2021 _p
GDP	7.0	7.5	7.1	-1.9	3.5
Agriculture	1.7	1.1	-0.5	0.9	1.6
Crops	2.2	1.3	0.6	0.8	1.8
Others	1.2	0.9	-1.9	0.9	1.3
Industry	9.7	11.6	11.3	-2.2	4.1
Garment	5.8	9.6	6.6	-6.7	1.6
Construction	18.0	17.5	20.8	-5.3	3.3
Others	10.3	9.2	10.3	13.1	10.1
Service	7.0	6.8	6.2	-3.0	3.6
Hotel & Restaurant	5.9	5.5	3.1	-9.7	3.8
Wholesale & Retail Trade	6.5	6.2	6.5	-4.0	2.0
Transportation & Communication	8.0	8.0	8.4	0.4	5.9
Real Estate & Business	8.7	8.5	7.0	-5.1	2.6



Inflation Rate 2015-2021



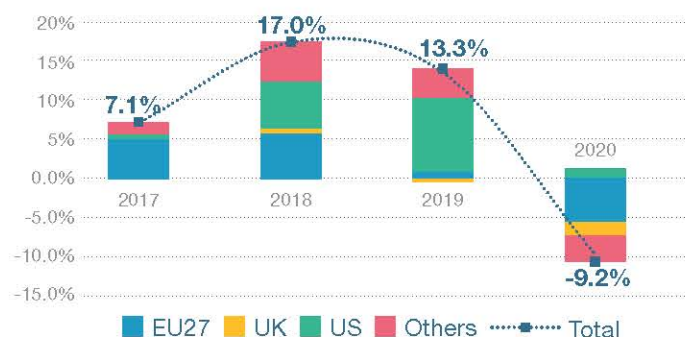
Industry Sector



Growth of Industry Sector and Its Sub Sector 2016-2021



6-Month Contribution to Growth of Garment Export



• **Challenges:** Cambodia will face stronger market competition due to (1) the containment of the COVID-19 pandemic, (2) impacts of EBA withdrawal, (3) Vietnam-EU FTA, and (4) lower growth in labor productivity.

• **Solutions:** The government will continue to (1) increase productivity, (2) reduce electricity, transportation and logistics cost, and (3) promote trade facilitation.